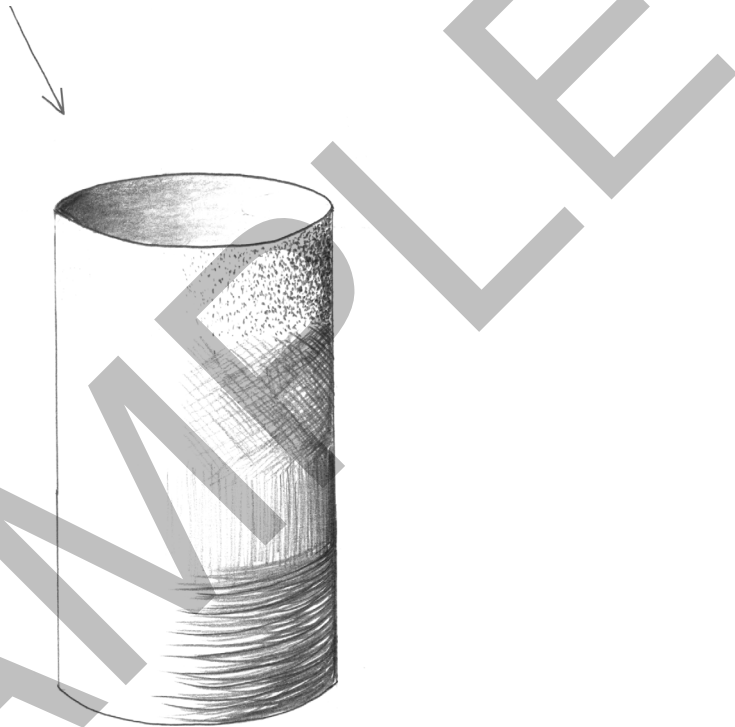


Studio Art for Teens

By Sharon Jeffus

Lesson One – The Line


One of the first elements of art is line. Line defines shape. Line can show movement. Powerful and complete compositions can be created just using line. You can even shade just using lines.




To begin your lion, lightly in pencil make guidelines for the eyes and nose. Draw two eyes and fill them in with black ink. Leave a little dot of white in the eye. Draw the nose and the mouth. Remember your lion will look different from these. You can do the mane any way you want.



How many animals can you create only using lines?



Gustave Dore was an artist who uses line in his pictures in a very interesting way. Notice his picture “The Creation of Light.” Do you see the way he uses line to show light?



You can use line and create a similar composition. In art, lines coming out from the center are radial lines. The next picture is the famous “A Starry Night” by Vincent Van Gogh. He was a post Impressionist and painted with heavy brushstrokes.



Study his use of line carefully. You can duplicate this picture and learn a lot about movement in line in art.



One of my students used this style and created the picture above. Line is powerful and important, and the first element in art.