

Unit 1: Understanding Stories

Lesson 1: Action (The Ugly Duckling)

Stories do not happen unless someone does something. We call that action. See if you can spot action in this story.

The Ugly Duckling


Hans Christian Anderson, 1843, adapted

One day, a mother duck hatched her eggs. The ducklings were all cute and yellow except for one. He was gray and awkward. The barnyard animals laughed.

The ducklings grew. The gray one grew more. Soon, they were ready to go for their first swim.


Mother Duck herded them all to the pond. The little yellow ducklings skimmed insects

from the surface of the water. The awkward gray duckling reached his long neck underwater to pull up plants. His brothers laughed.



The yellow ducklings grew a little more. The gray duckling grew larger than their mother. Even Mother Duck laughed. The gray duckling felt very badly.

One day, a flock of graceful birds with long necks visited their pond. When the gray duckling looked down at his reflection in the water, he found he looked just like them! He was no Ugly Duckling. He was a swan! No one laughed then.




Did you spot the action? Words that convey action are called **verbs**. Some verbs in the story include: *skimmed*, *reached*, *pulled*, and many others. Complete the worksheet on the next page. Then find some action words in another story you are reading.

Worksheet 1

Draw a line from the sentences to the pictures that match the action. Circle the action word.


A mother duck hatched her eggs.




The barnyard animals laughed.



The ducks swam.



The swan saw his reflection.



The duckling grew larger than the mother duck.

Worksheet 2

Draw a picture to illustrate the action in each sentence. Circle the word which describes the action.

A bear rides a bicycle.

A clown fills balloons.

A girl jumps rope.

A choir sings songs.

Parent-Led Activities

1. Cut out or print pictures of people doing things: baking, riding, playing, working, and so on. Have your student supply the action word which describes what people in the picture are doing.
2. Make a list of action words. Have your student find pictures in old magazines or on the computer to illustrate them.
3. Read a book together. Stop on every page to pick out at least one action word (verb). For example, these instructions contain the verbs *read*, *stop*, and *pick*.

SAMPLE