



Lesson Plan #9

for Toddlers and Preschoolers

One month of daily activities (Monday-Friday) to focus on the fun of learning with children ages 2-5 years. Letter recognition, number recognition, colors and fine and gross motor skills are focused on this month.




DONUTS



AIRPLANES

CATS



ABOUT ME

Lesson Plan #9

for Toddlers and Preschoolers

Week 1: DONUTS

MONDAY	TUESDAY	WEDNESDAY	THURSDAY	FRIDAY
Healthy Donut Snack	D is for Donut	Donut Dots	Donut CD	Donut Sprinkles

Week 2: AIRPLANE

MONDAY	TUESDAY	WEDNESDAY	THURSDAY	FRIDAY
Airplane Toss	Craft Stick Airplane	Flight School	Airplane Trace	Planes and Clouds

Week 3: CATS

MONDAY	TUESDAY	WEDNESDAY	THURSDAY	FRIDAY
Cat in the Hat Stacking	3 Little Kitten Puppets	C is for Cat	Yarn Roll	Cat Colors

Week 4: ABOUT ME

MONDAY	TUESDAY	WEDNESDAY	THURSDAY	FRIDAY
Fingerprint Exploration	This is Me!	Name Folder	Name Rubbing	Body Measuring



Healthy Donut Snack

Supplies Needed: Apples, Chocolate hazelnut spread or peanut butter, plastic knife, sprinkles

Directions: Slice apples so that you get a round piece (instead of cutting into triangles). Cut out the seeds in the center making a circle. Put on peanut butter or hazelnut spread and add sprinkles. Eat and enjoy your "donuts"!

Works On: fine motor skills, imaginative play

D is for Donut

Supplies Needed: printable Donut Letters page, donut stickers (like the ones found here: <http://bit.ly/1T821Ce>)

Directions: Print the Donut Letters page. Have your child identify all the letter d's on the page and cover them with donut stickers.

Works On: letter recognition




Donut Dots

Supplies Needed: printable, bingo marker

Directions: Use the bingo marker to make "donuts" in and through the letter D, d, or sight word 'do'

Works On: letter recognition



Donut CD

Supplies Needed: blank CD, puffy paint, brown paper, glitter

Directions: Cut the paper out to fit on the CD for the donut. Glue the paper on to the CD. Use puffy paint to create the frosting. Add glitter for the frosting.


Works On: fine motor skills, art

Donut Sprinkles

Supplies Needed: dice, buttons, blank donut printable

Directions: Roll the dice and count the dots. Add that many button sprinkles to the donut.

Works On: number recognition, counting, fine motor skills



Book Suggestions for This Week's Theme

The Donut Chef by Bob Staake

Who Needs Donuts? by Mark Alan Stamaty

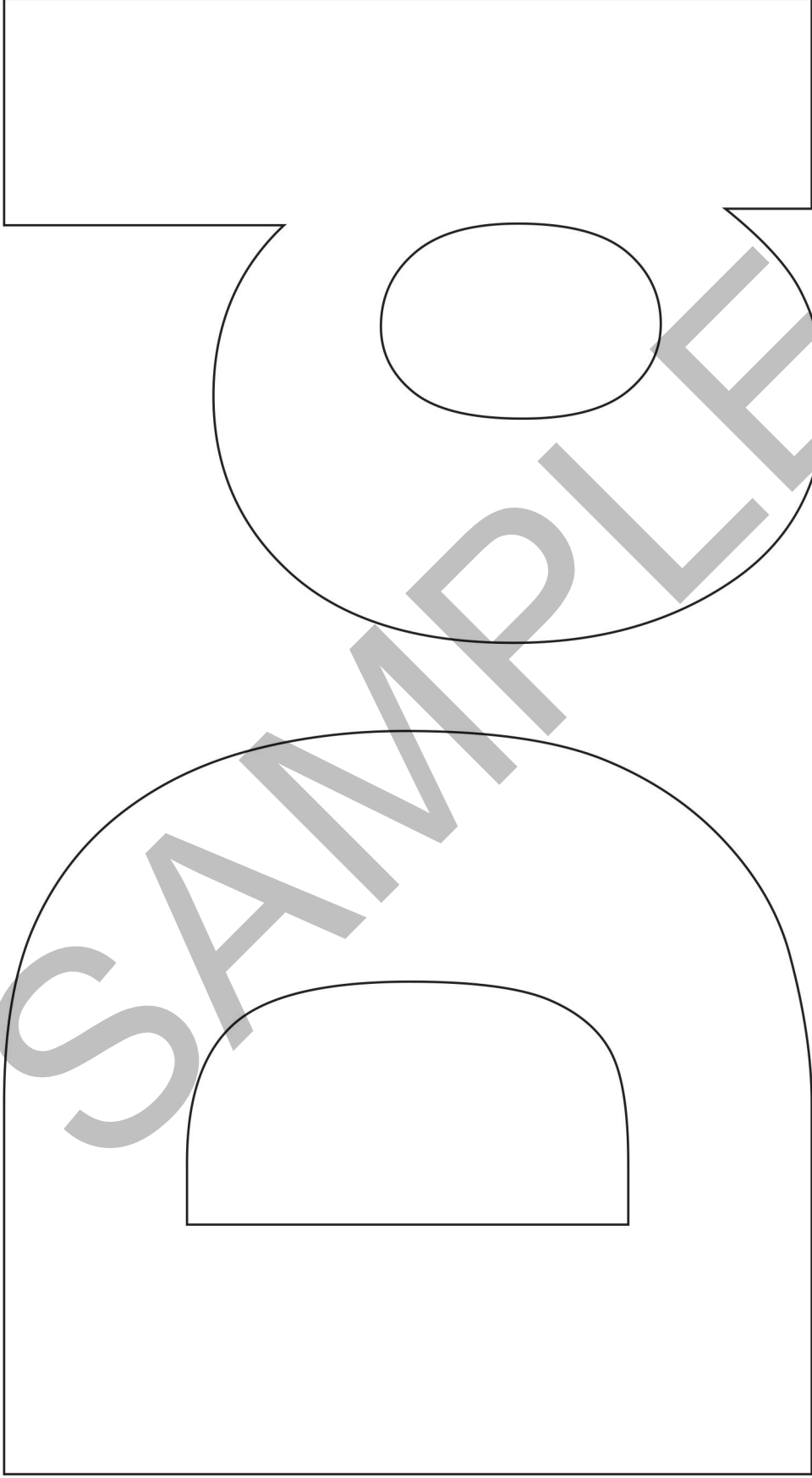
If You Give a Dog a Donut by Laura Numeroff and Felicia Bond



Donut Dots

a f t d o w
q s k x b s
d n t z d r
y j d g e d
u d i d f z
x o v t h d
b d t d o j
l a n p d m







Donut Sprinkles

