

# A is for Audubon

By Sharon Jeffus



Can you make the shape of an A? An A is made from three lines.

In art, line defines shape. An A is made from two diagonal lines and one horizontal line. You can make different kinds of birds using lines, circles, triangles, and ovals. Lines create different shapes. John James Audubon is a very famous artist whose name begins with A. Audubon loved birds. He made many paintings of birds. We are going to look at some of his paintings.


Here is a picture of a crow. What color is the crow? The crow is sitting on the branch of a tree. You can listen to the sound of a crow here:

<https://www.youtube.com/watch?v=xg92vEt4sW0>. Can you make the sound of a crow? Audubon always made pictures of birds in their natural surroundings.

The picture on the next page is of a pink flamingo. How many flamingos are in the picture? Things in the foreground are larger, and things in the background are smaller. Where is the flamingo standing? The large flamingo is in the foreground. This bird has very long legs and an extremely long neck. You can listen to a flamingo here: <https://www.youtube.com/watch?v=K7h65SnP3Yg>. The flamingo is pink. When you mix red and white paint together, you get pink. Pink is a pastel color.


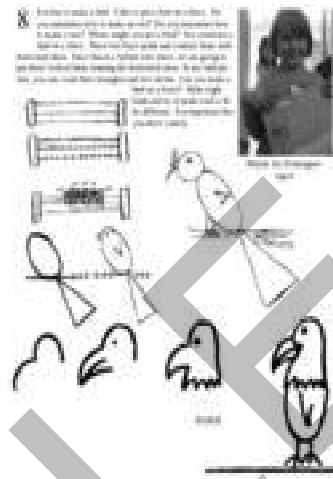


*SchoolhouseTeachers.com note: Parents should closely monitor children's use of YouTube and Wikipedia if you navigate away from the videos and articles cited in these lessons. We also recommend viewing the videos on a full screen setting in order to minimize your students' exposure to potentially offensive ads and inappropriate comments beside or beneath the video.*

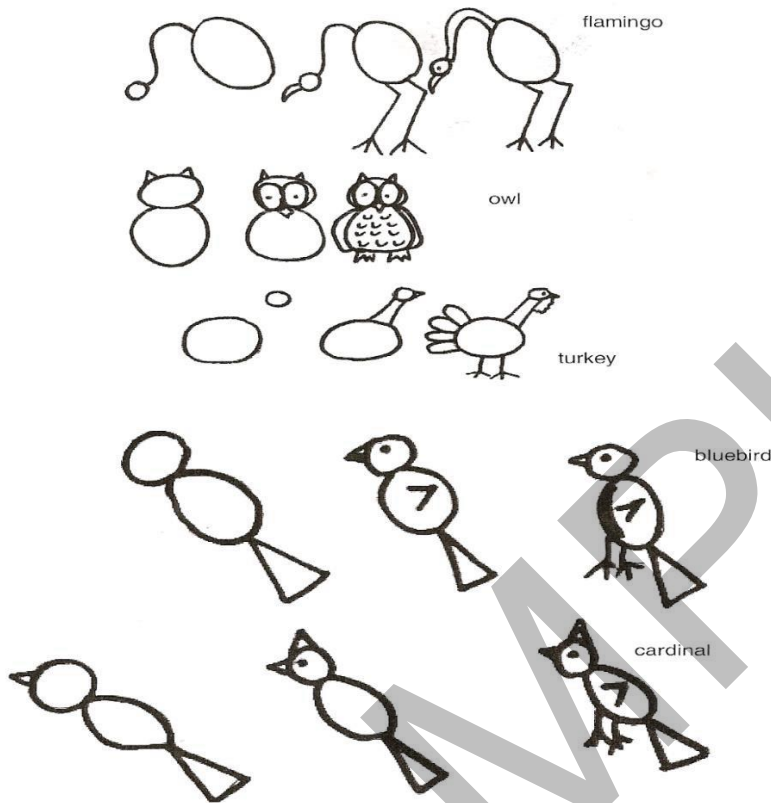


Next we will look at an eagle. Audubon painted many birds of prey. The eagle below has captured some fish to eat. You can watch an eagle catch a fish here: <https://www.youtube.com/watch?v=hecXupPpE9o>. What do you see in the distance? What color is the eagle? What color is the eagle's head? What color is his tail? The other eagle below has captured a rabbit. Why do you think it is called a golden eagle?

Let's draw some birds. All you need is paper and crayons or markers. When you look at a bird, look at the basic shapes. It is good to put the bird on a barbed wire fence. Build the base of the fence using vertical and horizontal lines. Fine motor skills are used as children put the barbs on the wire.



Audubon also painted the pictures of the turkey and the two owls. Draw the birds below.  
What shapes will you use?



There is a very old nursery rhyme called "Sing a Song of Sixpence."

Sing a song of sixpence,  
A pocket full of rye.  
Four and twenty blackbirds,  
Baked in a pie.  
When the pie was opened,  
The birds began to sing;  
Wasn't that a dainty dish,  
To set before the king?

Can you draw a picture of that?



Enjoy this video on how to draw a baby bird:

[https://www.youtube.com/watch?v=pC\\_Ztp9uwus](https://www.youtube.com/watch?v=pC_Ztp9uwus)

One of my favorite Bible verses is about an eagle. “But they that wait upon the LORD shall renew their strength; they shall mount up with wings as eagles; they shall run, and not be weary; and they shall walk, and not faint” Isaiah 40:31.

What do you think that means?

It is a wonderful thing to wait upon the Lord.  
Enjoy Art!

*SchoolhouseTeachers.com note: Parents should closely monitor children’s use of YouTube and Wikipedia if you navigate away from the videos and articles cited in these lessons. We also recommend viewing the videos on a full screen setting in order to minimize your students’ exposure to potentially offensive ads and inappropriate comments beside or beneath the video.*

SAMPLE