

Basic Conversational Korean

How to Use This Course

Welcome to Basic Conversational Korean! We are so glad that you have decided to use this course on SchoolhouseTeachers.com.

Using the Lessons

The heart of this course is in the PowerPoint® presentations. The student is encouraged to take time to go through these in great detail. Speed is not the goal but rather a solid understanding of the content. It takes patience to learn to read another language. The Course Introduction was written as a quick reference guide for that reason. It is short, so feel free to print it out and keep it handy.

The video files for this course are not instructional videos. They were created from the PowerPoint presentations for the course so that members without access to PowerPoint may still use the course. They contain only the audio that is found in the PowerPoint presentations, not a complete video lesson given by the Lesson Designer. The videos and PowerPoint presentations contain the same information in two different formats.

Each slide will walk the student through the concepts, and some will have additional audio. On the PowerPoint presentations, hover your mouse over the gray audio icon and click the triangle to play. In the videos, simply listen, pause, and rewind as needed.



The worksheets for this course are presented in both the PowerPoint presentations/videos and the worksheet downloads for this course. For consistency, the worksheet downloads are identical to the ones in the PowerPoint presentations/videos. As such, if a worksheet references audio files, these are all located in the PowerPoint presentations/videos.

Some of the activities in the PowerPoint presentations/videos are not included in the worksheets but meant just for practice. This is intentional. The answer keys for these activities have been provided, however, and are located in the Answer Key for PPT Lesson Practice Questions file.

Transcript information

This course may be completed in either one year or two. Students who excel at languages may choose the one-year option, spending approximately 180 total class hours (90 per semester) and earning 1.0 high school credit in foreign language.

However, learning a language that does not use the Latin/Roman alphabet may be more difficult for some and will require more hours of practice. This course contains enough information for two years of work if the student spends enough time to earn that credit. That is why the two-year option is available.

Students who spend approximately 360 total class hours (taking a whole year to complete each semester of material) would receive 2.0 total high-school credits for the additional hours devoted to mastering the subject. In that case, the quizzes would count as major grades for the course, and the midterm would be the final for Year 1. The final would be given at the end of Year 2.

We hope that you enjoy learning about the Korean language and culture in this course!

Basic Conversational Korean

by Laura Mun

Week 1 Worksheets

Complete the questions and check the answers for a grade. See how many you can answer without looking back at the instruction slides, but it's fine to refer to them if you need to.

A) Match the Korean sound to the English sound. Write the number of the correct sound in the blank. (8 points)

- | | | |
|------|-------|------------|
| 1. ㄴ | _____ | 1. a (ah) |
| 2. ㅈ | _____ | 2. silent |
| 3. ㄷ | _____ | 3. n |
| 4. ㅁ | _____ | 4. m |
| 5. ㅊ | _____ | 5. i (ee) |
| 6. ㄹ | _____ | 6. eo (uh) |
| 7. ㅌ | _____ | 7. d |
| 8. ㅇ | _____ | 8. k/g |

B) Circle the correct pronunciation. (8 points)

- | | | | |
|--------|------|-----|------|
| 1. 가 : | gi | ma | ga |
| 2. 김 : | min | kim | gam |
| 3. 남 : | nim | dim | nam |
| 4. 억 : | eok | geo | meok |
| 5. 미 : | im | mi | ma |
| 6. 던 : | deo | man | deon |
| 7. 격 : | geok | gak | neok |
| 8. 단 : | man | dan | dim |


C) Write the English pronunciation. (14 points)

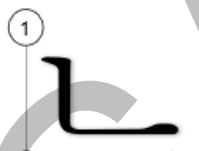
Ex) 엄마 = eom-ma (mom)

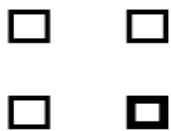
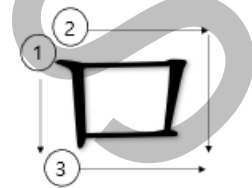
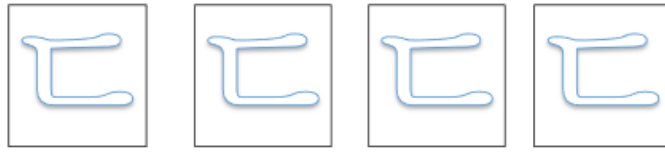
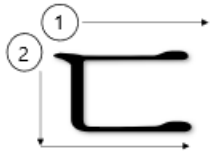
- | | |
|--------------------------|----------------------------|
| 1. 거미 = _____ (spider) | 8. 만나다 = _____ (to meet) |
| 2. 아기 = _____ (baby) | 9. 믿다 = _____ (to believe) |
| 3. 미남 = _____ (handsome) | 10. 미니 = _____ (mini) |
| 4. 간다 = _____ (go) | 11. 미디어 = _____ (media) |
| 5. 감기 = _____ (a cold) | 12. 악어 = _____ (alligator) |
| 6. 언덕 = _____ (hill) | 13. 안다 = _____ (to hug) |
| 7. 어디 = _____ (where) | 14. 먹다 = _____ (to eat) |

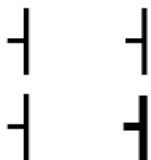
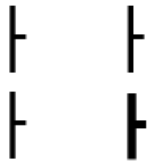
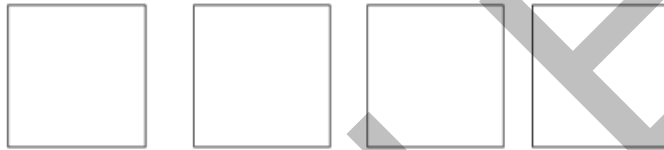
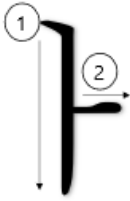
Handwriting


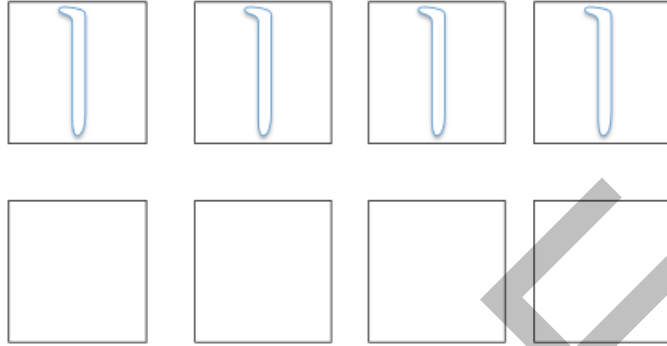
Practice writing the letters according to the numbered directions. Korean letters fit inside a box, instead of sitting on a line like English letters. (20 points)

① 

① 









End of Week 1

Homework: _____ / 30

Handwriting: _____ / 20

Total: _____ / 50 =

SAMPLE

